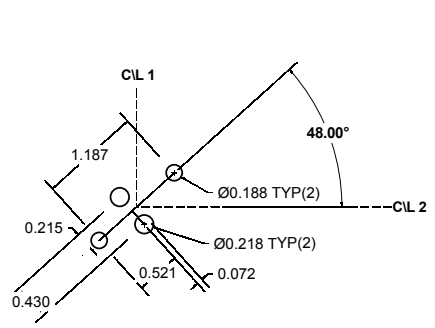
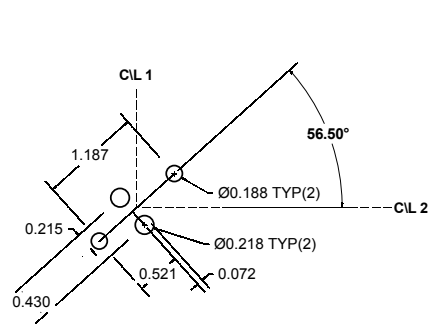


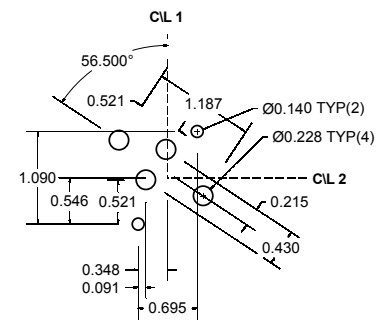
REV.	DATE	DESCRIPTION	ECN#	BY



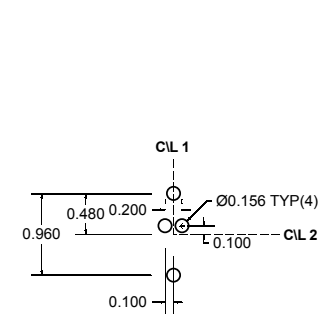
**-2**



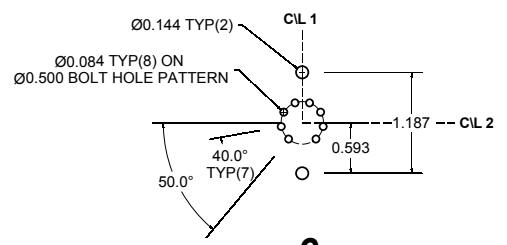
**-3**



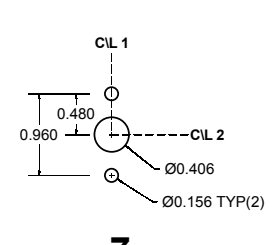
**-4**



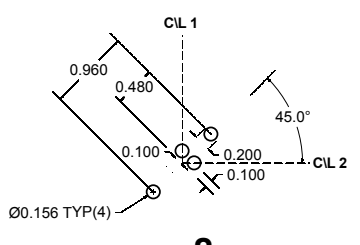
**-5**



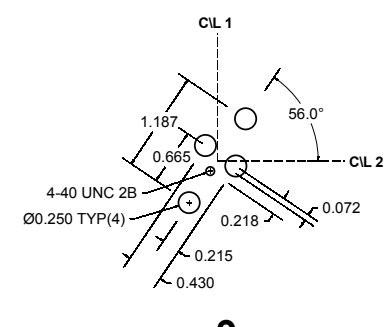
**-6**



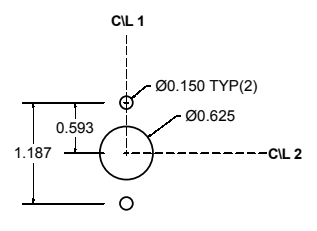
**-7**



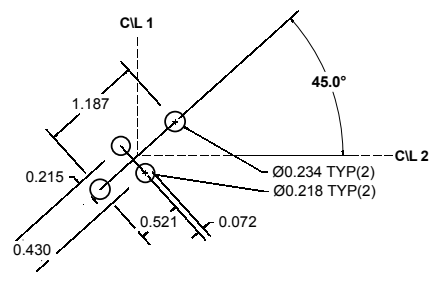
**-8**



**-9**



**-10**



**-11**



908 EAST PIONEER DR.  
 IRVING, TX 75061  
 PH 972-721-7174  
 FAX 972-438-1247

3	
2	
1	REFER TO HOLE PATTEN SCHEME FOR HOLE LOCATION ON PARTS. M&M DRAWING NUMBER 10022

**NOTICE OF PROPRIETARY INFORMATION**  
 THIS DOCUMENT IS THE PROPERTY OF M&M METALS  
 AND SHALL NOT BE REPRODUCED OR COPIED IN  
 WHOLE OR IN PART WITHOUT THE WRITTEN  
 PERMISSION OF M&M METALS

TOLERANCE (UNLESS OTHERWISE SPECIFIED)	DWG BY	B.H.	DATE	7/6/01
DIMENSION IN INCHES	CHECKED BY		DATE	
XX +/- .010	APPROVED BY		DATE	
XXX +/- .005	ORIG ECN#		DATE	
FINISH	MATERIAL			

TITLE BLOCK	DO NOT SCALE DRAWING
<b>HOLE PATTERNS</b>	
SIZE	A
DWG#	10023
REV.	

10023  
 SHEET 1 OF 1

**NOTES (UNLESS OTHERWISE SPECIFIED)**